

# Riverside Primary School - Science

**Topic: Living things and their habitats**

**Year: 4**

**Strand: Biology**

## What should I already know?

- Animals can be grouped into **vertebrates** (and then further into fish, reptiles, amphibians, birds and mammals) and **invertebrates**
- Animals can be grouped into **carnivores**, **herbivores** and **omnivores**
- The differences between the teeth of **carnivores** and **herbivores**.
- The names of some common wild and garden plants and **deciduous** and **evergreen** trees.
- Examples of **habitats** (including **microhabitats**) and the animals and plants that can be found there.
- Living things depend on each other to **survive**.
- How **food chains** and food webs work.
- How land use has changed over time and the effects this has on the **environment** (e.g. **urban** development)

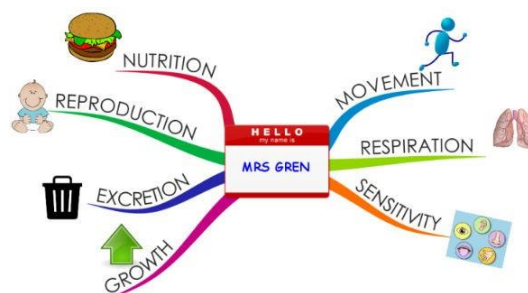
## Vocabulary

biomes	a natural area of <b>vegetation</b> and animals
carnivore	an animal that eats meat
classification key	a system which divides things into groups or types
criteria	a factor on which something is judged
deciduous	trees that lose leaves in the autumn every year
environment	all the circumstances, people, things, and events around them that influence their life
evergreen	a tree or bush which has green leaves all the year round
excretion	the process of eliminating waste from the body
food chain	a series of living things which are linked to each other because each thing feeds on the one next to it in the series
habitat	the natural <b>environment</b> in which an animal or <b>plant</b> normally lives or grows
herbivore	an animal that only eats plants
invertebrate	a creature that does not have a spine, for example an insect, a worm, or an octopus
life processes	There are seven processes that tell us that living things are alive
microhabitat	a small part of the <b>environment</b> that supports a <b>habitat</b> , such as a fallen log in a forest
minibeast	a small <b>invertebrate</b> animal such as an insect or spider
nutrition	the process of taking food into the body and absorbing the nutrients in those foods
omnivore	person or animal eats all kinds of food, including both meat and <b>plants</b>
organism	a living thing
reproduction	when an animal or plant produces one or more individuals similar to itself
respiration	process of respiring; breathing ; inhaling and exhaling air
sensitivity	responding to the external environment
urban	belonging to, or relating to, a town or city
vegetation	<b>plants</b> , trees and flowers
vertebrate	a creature which has a spine

## What will I know by the end of the unit?

How can living things be grouped?

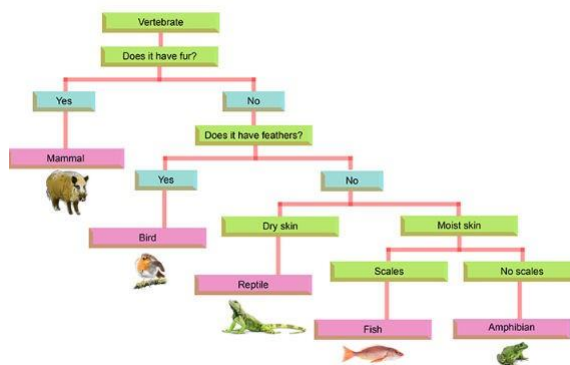
- All living things, which can also be called **organisms**, have to do certain things to stay alive. These are the **life processes**:
  - movement
  - **respiration**
  - **sensitivity**
  - growth
  - **reproduction**
  - **excretion**
  - **nutrition**



- Living things can be grouped according to different **criteria** (where they live, what type of **organism** they are, what features they have). For example, a camel can belong in a group of **vertebrates**, a group of animals that live in the desert, and a group of animals that have four legs.

## What is a **classification key**?

- A **classification key** is a tool that is used to group living things to help us identify them.



## How can **environments** change?

- **Habitats** can change throughout the year and this can have an effect on the plants and animals that live there.
- Humans can have positive and negative effects on the environment:
  - positive effects: nature reserves, ecological parks
  - negative effects: litter, **urban** development

## Investigate!

- Complete Venn diagrams to show if living things can be grouped into two or more groups .
- Use **criteria** to sort living things in a Carroll diagram.
- Sort **vertebrate** and **invertebrate** animals into groups, describing their key features. Use a **classification key** to identify which group of **vertebrates** animals belong to and then create your own.
- Sort plants into groups (e.g. flowering plants and non-flowering plants) and then create a **classification key** to help others identify plants.
- Carefully observe **minibeasts** in a **microhabitat** and use a **classification key** to identify them.
- Use simple computer software programmes to create a branching **classification key**.
- Explore examples of human impact (both positive and negative) on **environments**.

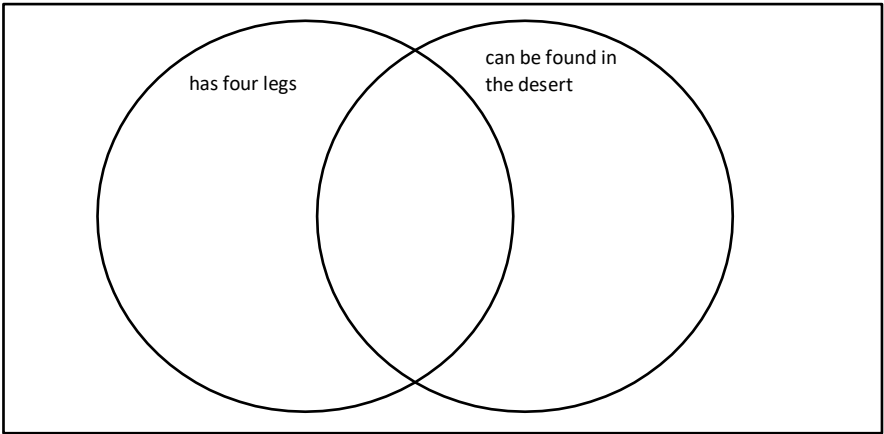




## Riverside Primary School - Science

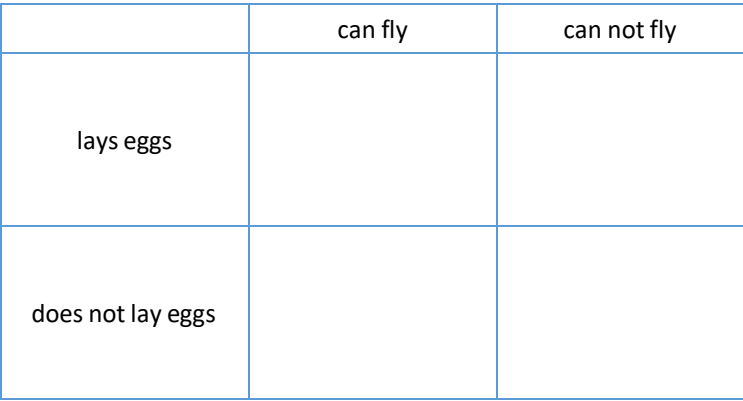




**Topic: Living things and their habitats**





**Year: 4**

**Strand: Biology**

Question 1: Which of these is <b>not</b> a vertebrate?	Start of unit:	End of unit:	Question 2: A duck and a fish are similar because...(tick three)	Start of unit:	End of unit:
bird			they are both vertebrates		
mammal			they both need food and water to survive		
reptile			they both breathe using gills		
insect			they are both invertebrates		
amphibian			they both lay eggs		

Question 3: Write the word of each living thing in the Venn diagram to show where they belong.	Start of unit:	End of unit:
 <div style="display: flex; flex-direction: column; gap: 10px; margin-left: 10px;"> <div> camel</div> <div> cactus</div> <div> polar bear</div> <div> whale</div> </div>		



Question 4: Write the word of each living thing in the Carroll diagram to show where they belong.	Start of unit:	End of unit:
 <div style="display: flex; flex-direction: column; gap: 10px; margin-left: 10px;"> <div> salmon</div> <div> sparrow</div> <div> rabbit</div> <div> frog</div> </div>		

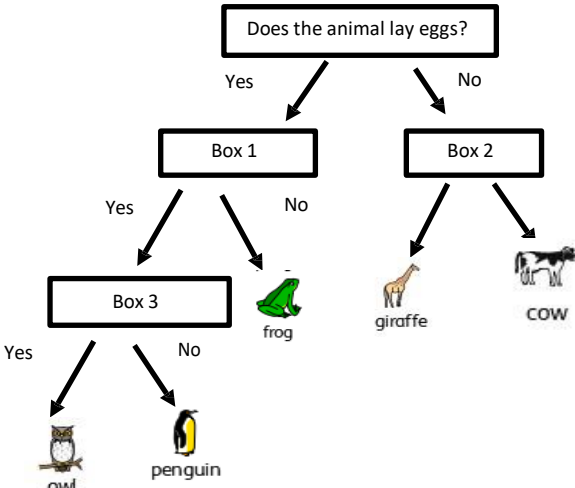
Question 5: Complete the table by adding the name of the minibeast in the right place.	Start of unit:	End of unit:															
<div style="display: flex; justify-content: space-around; text-align: center; margin-bottom: 10px;"> <div> fly</div> <div> spider</div> <div> worm</div> <div> ants</div> </div> <table border="1" style="width: 100%; border-collapse: collapse;"> <thead> <tr> <th style="width: 30%;">name</th> <th style="width: 30%;">legs</th> <th style="width: 30%;">wings</th> </tr> </thead> <tbody> <tr> <td></td> <td style="text-align: center;">6</td> <td style="text-align: center;">0</td> </tr> <tr> <td></td> <td style="text-align: center;">0</td> <td style="text-align: center;">0</td> </tr> <tr> <td></td> <td style="text-align: center;">8</td> <td style="text-align: center;">0</td> </tr> <tr> <td></td> <td style="text-align: center;">6</td> <td style="text-align: center;">2</td> </tr> </tbody> </table>	name	legs	wings		6	0		0	0		8	0		6	2		
name	legs	wings															
	6	0															
	0	0															
	8	0															
	6	2															



Question 6: Which three things do all animals do?	Start of unit:	End of unit:
move		
walk		
reproduce		
grow		

Question 7: What can we use to help us accurately identify living things?	Start of unit:	End of unit:
a food chain		
looking after the environment		
a classification key		
living processes		

Question 8: Name one thing that makes these animals similar and one thing that makes them different.	Start of unit:	End of unit:		
 				
<table border="1" style="width: 100%; height: 150px;"> <tr> <td style="width: 50%; text-align: center;">similar</td> <td style="width: 50%; text-align: center;">different</td> </tr> </table>	similar	different		
similar	different			

Question 9: Look at the following classification key. Which question belongs in each box?	Start of unit:	End of unit:								
										
<table border="1" style="width: 100%;"> <thead> <tr> <th style="width: 50%;">Question</th> <th style="width: 50%;">Box Number (1, 2 or 3)</th> </tr> </thead> <tbody> <tr> <td>Does the animal have a long neck?</td> <td></td> </tr> <tr> <td>Is the animal a bird?</td> <td></td> </tr> <tr> <td>Does the animal fly?</td> <td></td> </tr> </tbody> </table>	Question	Box Number (1, 2 or 3)	Does the animal have a long neck?		Is the animal a bird?		Does the animal fly?			
Question	Box Number (1, 2 or 3)									
Does the animal have a long neck?										
Is the animal a bird?										
Does the animal fly?										

Question 10: List one way in which we help the local environment.	Start of unit:	End of unit: