







### Floppy's Phonics progression and resources

This chart shows the teaching progression for Floppy's Phonics and lists the relevant resources to teach each letter/s-sound correspondence. The sound is shown in slash marks followed by grapheme and the key pictures and key words which are consistent across the resources. The chart shows the relevant number for the Sounds Book, Flashcard, Activity Sheet and page reference for the Cumulative Text in the Teaching Handbooks. The final column indicates whether the letter/s-sound correspondence is included in the Year 1 phonics screening check.

Throughout the Floppy's Phonics teaching progression there are letter/s-correspondences which are taught initially and then revised alongside alternative spellings for the same sound. Where a sound is being revisited in the progression we have indicated this with an R next to the focus grapheme, e.g.:

/ee/	ee <sup>R</sup>		eel
	ea		eat








### Levels 1+ to 3

sound	grapheme	key picture	key word	Sounds Book	Flashcard	Activity Sheet	Cumulative Text	Phonics Screening Check
/s/	s		sun	1	L1+: 1	1		✓
/a/	a		apple	1	L1+: 2	2		✓
/t/	t		teddy	1	L1+: 3	3		✓
/p/	p		pan	1	L1+: 4	4		✓




## Progression and resources

sound	grapheme	key picture	key word	Sounds Book	Flashcard	Activity Sheet	Cumulative Text	Phonics Screening Check
/i/	i		<b>insect</b>	2	L1+: 5	5		✓
/n/	n		<b>net</b>	2	L1+: 6	6		✓
/m/	m		<b>man</b>	2	L1+: 7	7		✓
/d/	d		<b>dog</b>	2	L1+: 8	8		✓
/g/	g		<b>gate</b>	3	L1+: 9	9		✓
/o/	o		<b>octopus</b>	3	L1+: 10	10		✓
/k/	c		<b>cat</b>	3	L1+: 11	11		✓
/k/	k		<b>key</b>	3	L1+: 12	12		✓
/k/	-ck		<b>duck</b>	4	L1+: 13	13	Teaching Handbook 1 p124	✓
/e/	e		<b>egg</b>	4	L1+: 14	14	Teaching Handbook 1 p124	✓
/u/	u		<b>umbrella</b>	4	L1+: 15	15	Teaching Handbook 1 p124	✓
/r/	r		<b>rabbit</b>	4	L1+: 16	16	Teaching Handbook 1 p124	✓












## Progression and resources












sound	grapheme	key picture	key word	Sounds Book	Flashcard	Activity Sheet	Cumulative Text	Phonics Screening Check
/h/	<b>h</b>		<b>hat</b>	5	L1+: 17	17	Teaching Handbook 1 p125	✓
/b/	<b>b</b>		<b>bone</b>	5	L1+: 18	18	Teaching Handbook 1 p125	✓
/f/	<b>f</b>		<b>fish</b>	5	L1+: 19	19	Teaching Handbook 1 p125	✓
/f/	<b>-ff</b>		<b>cuff</b>	5	L1+: 20	20	Teaching Handbook 1 p125	✓
/l/	<b>l</b>		<b>lion</b>	6	L1+: 21	21	Teaching Handbook 1 p126	✓
/l/	<b>-ll</b>		<b>hill</b>	6	L1+: 22	22	Teaching Handbook 1 p126	✓
/ul/	<b>-le</b>		<b>bottle</b>	6	L1+: 23	23	Teaching Handbook 1 p126	
/s/	<b>-ss</b>		<b>dress</b>	6	L1+: 24	24	Teaching Handbook 1 p126	✓
/j/	<b>j</b>		<b>jug</b>	7	L2: 1	25	Teaching Handbook 1 p127	✓
/v/	<b>v</b>		<b>van</b>	7	L2: 2	26	Teaching Handbook 1 p127	✓
/w/	<b>w</b>		<b>web</b>	7	L2: 3	27	Teaching Handbook 1 p127	✓
/ks/	<b>-x</b>		<b>fox</b>	8	L2: 4	28	Teaching Handbook 1 p127	✓

## Progression and resources



sound	grapheme	key picture	key word	Sounds Book	Flashcard	Activity Sheet	Cumulative Text	Phonics Screening Check
/y/	y		<b>yo-yo</b>	8	L2: 5	29	Teaching Handbook 1 p128	✓
/z/	z		<b>zip</b>	8	L2: 6	30	Teaching Handbook 1 p128	✓
/z/	-zz		<b>buzz</b>	9	L2: 7	31	Teaching Handbook 1 p128	✓
/kw/	qu		<b>queen</b>	9	L2: 8	32	Teaching Handbook 1 p128	✓
/ch/	ch		<b>chick</b>	9	L2: 9	33	Teaching Handbook 1 p129	✓
/sh/	sh		<b>ship</b>	10	L2: 10	34	Teaching Handbook 1 p129	✓
voiced /th/ and unvoiced /th/	th		<b>this thumb</b>	10	L2: 11	35	Teaching Handbook 1 p129	✓
/ng/	-ng		<b>ring</b>	10	L2: 12	36	Teaching Handbook 1 p129	✓
/j/	-dge		<b>bridge</b>	11	L2: 13	37	Teaching Handbook 1 p130	
/v/	-ve		<b>glove</b>	11	L2: 14	38	Teaching Handbook 1 p130	
/w/	wh		<b>wheel</b>	11	L2: 15	39	Teaching Handbook 1 p130	✓

## Progression and resources


sound	grapheme	key picture	key word	Sounds Book	Flashcard	Activity Sheet	Cumulative Text	Phonics Screening Check
/ks/	-cks		<b>ducks</b>	12	L2: 16	40	Teaching Handbook 1 p130	
/ch/	-tch		<b>hatch</b>	12	L2: 17	41	Teaching Handbook 1 p131	
/ngk/	-nk		<b>ink</b>	12	L2: 18	42	Teaching Handbook 1 p131	
/ai/	ai		<b>aim</b>	13	L3: 1	43	Teaching Handbook 1 p132	✓
/ee/	ee		<b>eel</b>	13	L3: 2	44	Teaching Handbook 1 p132	✓
	-y		<b>happy</b>	13	L5: 7			
/igh/	-igh		<b>knight</b>	13	L3: 3	45	Teaching Handbook 1 p132	✓
	-y		<b>cry</b>	13	L5: 12			
/oa/	oa		<b>goat</b>	14	L3: 4	46	Teaching Handbook 1 p132	✓
short /oo/	-oo		<b>cook</b>	14	L3: 5	47	Teaching Handbook 1 p133	✓
long /ool/	oo		<b>spoon</b>	14	L3: 5	48	Teaching Handbook 1 p133	✓

sound	grapheme	key picture	key word	Sounds Book	Flashcard	Activity Sheet	Cumulative Text	Phonics Screening Check
<b>/ar/</b>	<b>ar</b>		<b>arm</b>	15	L3: 6	49	Teaching Handbook 1 p133	✓
<b>/or/</b>	<b>or</b>		<b>fork</b>	15	L3: 7	50	Teaching Handbook 1 p133	✓
<b>/ur/</b>	<b>ur</b>		<b>purse</b>	15	L3: 8	51	Teaching Handbook 1 p134	✓
<b>/ou/</b>	<b>ow</b>		<b>owl</b>	16	L3: 9	52	Teaching Handbook 1 p134	✓
<b>/oi/</b>	<b>oi</b>		<b>oil can</b>	16	L3: 10	53	Teaching Handbook 1 p134	✓
<b>/eer/</b>	<b>ear</b>		<b>ear</b>	16	L3: 11	54	Teaching Handbook 1 p134	
<b>/air/</b>	<b>air</b>		<b>hair</b>	17	L3: 12	55	Teaching Handbook 1 p135	✓
(schwa) <b>/u/</b>	<b>-er</b>		<b>builder</b>	17	L3: 13	56	Teaching Handbook 1 p135	✓
<b>/ur/</b>	<b>er</b>		<b>herbs</b>	17	L3: 13	57	Teaching Handbook 1 p135	✓
<b>/yool/</b>	<b>-ue</b>		<b>rescue</b>	18	L3: 14	58	Teaching Handbook 1 p135	✓
long <b>/ool/</b>	<b>-ue</b>		<b>glue</b>	18	L3: 14	59	Teaching Handbook 1 p136	✓

## Progression and resources

sound	grapheme	key picture	key word	Sounds Book	Flashcard	Activity Sheet	Cumulative Text	Phonics Screening Check
<b>/yoor/</b>	<b>-ure</b>		<b>pure</b>	18	L3: 15	60	Teaching Handbook 1 p136	✓
<b>/chu/</b>	<b>-ture</b>		<b>picture</b>	18	L3: 15	60	Teaching Handbook 1 p136	













### Level 4

sound	grapheme	key picture	key word	Sounds Book	Flashcard	Activity Sheet	Cumulative Text	Phonics Screening Check
<b>/ai/</b>	<b>ai</b> <sup>R</sup>		<b>aim</b>	21	L3: 1	69	Teaching Handbook 2 p157	✓
	<b>-ay</b>		<b>tray</b>	21	L4: 1	69	Teaching Handbook 2 p157	✓
<b>/oi/</b>	<b>oi</b> <sup>R</sup>		<b>oil can</b>	21	L3: 10	70	Teaching Handbook 2 p157	✓
	<b>oy</b>		<b>toy</b>	21	L4: 2	70	Teaching Handbook 2 p157	✓
<b>/eel/</b>	<b>ee</b> <sup>R</sup>		<b>eel</b>	21	L3: 2	71	Teaching Handbook 2 p157	✓
	<b>ea</b>		<b>eat</b>	21	L4: 3	71	Teaching Handbook 2 p157	✓



## Progression and resources

sound	grapheme	key picture	key word	Sounds Book	Flashcard	Activity Sheet	Cumulative Text	Phonics Screening Check
<b>/igh/</b>	<b>-igh</b> <sup>R</sup>		<b>knight</b>	21	L3: 3	72	Teaching Handbook 2 p157	✓
	<b>-ie</b>		<b>pie</b>	21	L4: 4	72	Teaching Handbook 2 p157	✓
<b>/oa/</b>	<b>oa</b> <sup>R</sup>		<b>goat</b>	22	L3: 4	73	Teaching Handbook 2 p158	✓
	<b>ow</b>		<b>bow</b>	22	L4: 5	73	Teaching Handbook 2 p158	✓
<b>/yoo/</b>	<b>-ue</b> <sup>R</sup>		<b>rescue</b>	22	L3: 14	74	Teaching Handbook 2 p158	✓
	<b>-ew</b>		<b>newspaper</b>	22	L4: 6	74	Teaching Handbook 2 p158	✓
long <b>/ool/</b>	<b>oo</b> <sup>R</sup>		<b>spoon</b>	22	L3: 5	75	Teaching Handbook 2 p158	✓
	<b>-ew</b>		<b>screw</b>	22	L4: 6	75	Teaching Handbook 2 p158	
<b>/ou/</b>	<b>ow</b> <sup>R</sup>		<b>owl</b>	22	L3: 9	76	Teaching Handbook 2 p158	✓
	<b>ou</b>		<b>mouth</b>	22	L4: 7	76	Teaching Handbook 2 p158	✓
<b>/ur/</b>	<b>ur</b> <sup>R</sup>		<b>purse</b>	23	L3: 8	77	Teaching Handbook 2 p159	✓
	<b>ir</b>		<b>bird</b>	23	L4: 8	77	Teaching Handbook 2 p159	✓








sound	grapheme	key picture	key word	Sounds Book	Flashcard	Activity Sheet	Cumulative Text	Phonics Screening Check
<b>/or/</b>	<b>or</b> <sup>R</sup>		<b>fork</b>	23	L3: 7	78	Teaching Handbook 2 p159	✓
	<b>aw</b>		<b>yawn</b>	23	L4: 9	78	Teaching Handbook 2 p159	✓
<b>/eer/</b>	<b>ear</b> <sup>R</sup>		<b>ear</b>	23	L3: 11	79	Teaching Handbook 2 p159	
	<b>eer</b>		<b>deer</b>	23	L4: 10	79	Teaching Handbook 2 p159	
<b>/air/</b>	<b>air</b> <sup>R</sup>		<b>hair</b>	23	L3: 12	80	Teaching Handbook 2 p159	✓
	<b>are</b>		<b>scarecrow</b>	23	L4: 11	80	Teaching Handbook 2 p159	
<b>/s/</b>	<b>s</b> <sup>R</sup>		<b>sun</b>	24	L1+: 1	81	Teaching Handbook 2 p160	✓
	<b>-ce</b>		<b>dance</b>	24	L4: 12	81	Teaching Handbook 2 p160	
<b>/e/</b>	<b>e</b> <sup>R</sup>		<b>egg</b>	24	L1+: 14	82	Teaching Handbook 2 p160	✓
	<b>-ea</b>		<b>bread</b>	24	L4: 13	82	Teaching Handbook 2 p160	✓
<b>/u/</b>	<b>u</b> <sup>R</sup>		<b>umbrella</b>	24	L1+: 15	83	Teaching Handbook 2 p160	✓
	<b>o</b>		<b>onion</b>	24	L4: 14	83	Teaching Handbook 2 p160	

## Progression and resources

sound	grapheme	key picture	key word	Sounds Book	Flashcard	Activity Sheet	Cumulative Text	Phonics Screening Check
/d/	-ed		<b>rained</b>	24	L4: 15	84	Teaching Handbook 2 p160	
/t/	-ed		<b>dropped</b>	24	L4: 15	84	Teaching Handbook 2 p160	





### Level 5

sound	grapheme	key picture	key word	Sounds Book	Flashcard	Activity Sheet	Cumulative Text	Phonics Screening Check
/ai/	ai <sup>R</sup>		aim	25	L3: 1	85	Teaching Handbook 2 p161	✓
	-ay <sup>R</sup>		tray	25	L4: 1	85	Teaching Handbook 2 p161	✓
	eigh	8	eight	25	L5: 1	85	Teaching Handbook 2 p161	
	-ey		grey	25	L5: 2	85	Teaching Handbook 2 p161	
	a-e		cake	25	L5: 3	86	Teaching Handbook 2 p161	✓
	a		table	25	L5: 4	86	Teaching Handbook 2 p161	











## Progression and resources

sound	grapheme	key picture	key word	Sounds Book	Flashcard	Activity Sheet	Cumulative Text	Phonics Screening Check
	<b>-ae</b>		sundae	25	L5: 5	86	Teaching Handbook 2 p161	
	<b>-ea</b>		break	25	L5: 6	86	Teaching Handbook 2 p161	
<b>/ee/</b>	<b>ee</b> <sup>R</sup>		eel	25	L3: 2	87	Teaching Handbook 2 p161	✓
	<b>-y</b> <sup>R</sup>		happy	25	L5: 7	87	Teaching Handbook 2 p161	
	<b>e</b>		me	25	L5: 8	87	Teaching Handbook 2 p161	✓
	<b>-ey</b>		donkey	25	L5: 9	87	Teaching Handbook 2 p161	
	<b>-ie</b>		shield	25	L5: 10	88	Teaching Handbook 2 p162	✓
	<b>ea</b> <sup>R</sup>		eat	25	L4: 3	88	Teaching Handbook 2 p162	
	<b>e-e</b>		compete	25	L5: 11	88	Teaching Handbook 2 p162	✓
<b>/igh/</b>	<b>-igh</b> <sup>R</sup>		knight	26	L3: 3	89	Teaching Handbook 2 p162	✓
	<b>-y</b> <sup>R</sup>		cry	26	L5: 12	89	Teaching Handbook 2 p162	
	<b>i</b>		find	26	L5: 13	89	Teaching Handbook 2 p162	✓

## Progression and resources

sound	grapheme	key picture	key word	Sounds Book	Flashcard	Activity Sheet	Cumulative Text	Phonics Screening Check
	-ie <sup>R</sup>		pie	26	L4: 4	90	Teaching Handbook 2 p162	✓
	i-e		ice	26	L5: 14	90	Teaching Handbook 2 p162	✓
/oa/	oa <sup>R</sup>		goat	26	L3: 4	91	Teaching Handbook 2 p163	✓
	ow <sup>R</sup>		bow	26	L4: 5	91	Teaching Handbook 2 p163	✓
	o		old	26	L5: 15	91	Teaching Handbook 2 p163	✓
	ou		shoulder	26	L5: 16	91	Teaching Handbook 2 p163	✓
	-oe		toe	26	L5: 17	92	Teaching Handbook 2 p163	
	o-e		rose	26	L5: 18	92	Teaching Handbook 2 p163	✓
	-ough		dough	26	L5: 19	92	Teaching Handbook 2 p163	
	-eau		plateau	26	L5: 20	92	Teaching Handbook 2 p163	
/s/	s <sup>R</sup>		sun	27	L1+: 1	93	Teaching Handbook 2 p163	✓
	-ss <sup>R</sup>		dress	27	L1+: 24	93	Teaching Handbook 2 p163	✓

## Progression and resources

sound	grapheme	key picture	key word	Sounds Book	Flashcard	Activity Sheet	Cumulative Text	Phonics Screening Check
	<b>-se</b>		house	27	L5: 21	93	Teaching Handbook 2 p163	
	<b>-ce</b> <sup>R</sup>		dance	27	L4: 12	93	Teaching Handbook 2 p163	
	<b>ce</b>		centipede	27	L5: 22	94	Teaching Handbook 2 p164	✓
	<b>ci</b>		circle	27	L5: 22	94	Teaching Handbook 2 p164	✓
	<b>cy</b>		cycle	27	L5: 22	94	Teaching Handbook 2 p164	✓
	<b>sc</b>		scissors	27	L5: 23	95	Teaching Handbook 2 p164	
	<b>-st-</b>		whistle	27	L5: 24	95	Teaching Handbook 2 p164	
<b>/e/</b>	<b>e</b> <sup>R</sup>		egg	27	L1+: 14	96	Teaching Handbook 2 p164	✓
	<b>-ea</b> <sup>R</sup>		bread	27	L4: 13	96	Teaching Handbook 2 p164	✓
<b>/j/</b>	<b>j</b> <sup>R</sup>		jug	28	L2: 1	97	Teaching Handbook 2 p165	✓
	<b>ge</b>		gentleman	28	L5: 25	97	Teaching Handbook 2 p165	✓
	<b>gi</b>		giraffe	28	L5: 25	97	Teaching Handbook 2 p165	✓












## Progression and resources

sound	grapheme	key picture	key word	Sounds Book	Flashcard	Activity Sheet	Cumulative Text	Phonics Screening Check
	<b>gy</b>		<b>gym</b>	28	L5: 25	97	Teaching Handbook 2 p165	✓
	<b>-ge</b>		<b>orange</b>	28	L5: 26	98	Teaching Handbook 2 p165	
	<b>-dge</b> <sup>R</sup>		<b>bridge</b>	28	L2: 13	98	Teaching Handbook 2 p165	
<b>/ul/</b>	<b>-le</b> <sup>R</sup>		<b>bottle</b>	28	L1+: 23	99	Teaching Handbook 2 p165	
	<b>-el</b>		<b>parcel</b>	28	L5: 27	99	Teaching Handbook 2 p165	
	<b>-al</b>		<b>hospital</b>	28	L5: 28	100	Teaching Handbook 2 p166	
	<b>-il</b>		<b>pencil</b>	28	L5: 29	100	Teaching Handbook 2 p166	
<b>/yoo/</b>	<b>-ue</b> <sup>R</sup>		<b>rescue</b>	29	L3: 14	101	Teaching Handbook 2 p166	✓
	<b>u</b>		<b>uniform</b>	29	L5: 30	101	Teaching Handbook 2 p166	✓
	<b>-ew</b> <sup>R</sup>		<b>newspaper</b>	29	L4: 6	102	Teaching Handbook 2 p166	✓
	<b>u-e</b>		<b>cube</b>	29	L5: 31	102	Teaching Handbook 2 p166	✓
	<b>eu</b>		<b>feud</b>	29	L5: 32	102	Teaching Handbook 2 p166	

## Progression and resources

sound	grapheme	key picture	key word	Sounds Book	Flashcard	Activity Sheet	Cumulative Text	Phonics Screening Check
long <b>/oo/</b>	<b>oo</b> <sup>R</sup>		spoon	29	L3: 5	103	Teaching Handbook 2 p167	✓
	<b>u-e</b>		flute	29	L5: 33	103	Teaching Handbook 2 p167	✓
	<b>-o</b>		move	29	L5: 34	103	Teaching Handbook 2 p167	
	<b>-ou</b>		soup	29	L5: 35	103	Teaching Handbook 2 p167	✓
	<b>-ough</b>		through	29	L5: 36		Teaching Handbook 2 p167	
	<b>-ue</b> <sup>R</sup>		glue	29	L3: 14	104	Teaching Handbook 2 p167	✓
	<b>-ew</b> <sup>R</sup>		screw	29	L4: 6	104	Teaching Handbook 2 p167	
	<b>-ui</b>		fruit	29	L5: 37	104	Teaching Handbook 2 p167	
	<b>-u</b>		super	29	L5: 38	104	Teaching Handbook 2 p167	
<b>/oi/</b>	<b>oi</b> <sup>R</sup>		oil can	30	L3: 10	105	Teaching Handbook 2 p167	✓
	<b>oy</b> <sup>R</sup>		toy	30	L4: 2	105	Teaching Handbook 2 p167	✓
<b>/ou/</b>	<b>ow</b> <sup>R</sup>		owl	30	L3: 9	106	Teaching Handbook 2 p168	✓

## Progression and resources













sound	grapheme	key picture	key word	Sounds Book	Flashcard	Activity Sheet	Cumulative Text	Phonics Screening Check
	ou <sup>R</sup>		mouth	30	L4: 7	106	Teaching Handbook 2 p168	✓
	-ough		plough	30	L5: 39	106	Teaching Handbook 2 p168	
/or/	or <sup>R</sup>		fork	30	L3: 7	107	Teaching Handbook 2 p168	✓
	our		four	30	L5: 40	107	Teaching Handbook 2 p168	
	aw <sup>R</sup>		yawn	30	L4: 9	108	Teaching Handbook 2 p168	✓
	au		laundry	30	L5: 41	108	Teaching Handbook 2 p168	✓
	-al		walk	30	L5: 42	108	Teaching Handbook 2 p168	
	war		wardrobe	30	L5: 43	108	Teaching Handbook 2 p168	
	quar		quarter	30	L5: 43		Teaching Handbook 2 p168	
/ur/	ur <sup>R</sup>		purse	31	L3: 8	109	Teaching Handbook 2 p169	✓
	ir <sup>R</sup>		bird	31	L4: 8	109	Teaching Handbook 2 p169	✓
	er <sup>R</sup>		herbs	31	L3: 13	109	Teaching Handbook 2 p169	✓















## Progression and resources

sound	grapheme	key picture	key word	Sounds Book	Flashcard	Activity Sheet	Cumulative Text	Phonics Screening Check
	<b>ear</b>		earth	31	L5: 44	110	Teaching Handbook 2 p169	
	<b>wor</b>		worm	31	L5: 45	110	Teaching Handbook 2 p169	
<b>/u/</b>	<b>u</b> <sup>R</sup>		umbrella	31	L1+: 15	111	Teaching Handbook 2 p169	✓
	<b>o</b> <sup>R</sup>		onion	31	L4: 14	111	Teaching Handbook 2 p169	
	<b>ou</b>		touch	31	L5: 46	111	Teaching Handbook 2 p169	✓
	<b>-our</b>		flavour	31	L5: 47	110	Teaching Handbook 2 p169	
	<b>-re</b>		centre		L5: 48	110		
	<b>-ough</b>		thorough		L5: 49	111		
<b>/ar/</b>	<b>ar</b> <sup>R</sup>		arm	31	L3: 6	112	Teaching Handbook 2 p170	✓
	<b>al</b>		palm	31	L5: 50	112	Teaching Handbook 2 p170	
	<b>a</b>		father	31	L5: 51	112	Teaching Handbook 2 p170	✓
<b>/zh/</b>	<b>-s</b>		treasure	32	L5: 52	113	Teaching Handbook 2 p170	

## Progression and resources

sound	grapheme	key picture	key word	Sounds Book	Flashcard	Activity Sheet	Cumulative Text	Phonics Screening Check
	-si		television	32	L5: 53	113	Teaching Handbook 2 p170	
	-ge		collage	32	L5: 54	113	Teaching Handbook 2 p170	
/w/	w <sup>R</sup>		web	32	L2: 3	114	Teaching Handbook 2 p170	✓
	wh <sup>R</sup>		wheel	32	L2: 15	114	Teaching Handbook 2 p170	✓
	-u		penguin	32	L5: 55	114	Teaching Handbook 2 p170	
/f/	f <sup>R</sup>		fish	32	L1+: 19	115	Teaching Handbook 2 p171	✓
	ff <sup>R</sup>		cuff	32	L1+: 20	115	Teaching Handbook 2 p171	✓
	ph		phone	32	L5: 56	116	Teaching Handbook 2 p171	✓
	-gh		cough	32	L5: 57	116	Teaching Handbook 2 p171	
/ch/	ch		chick	33	L5: 58	117	Teaching Handbook 2 p171	✓
/sh/			chef	33	L5: 58	117	Teaching Handbook 2 p171	✓
/k/			school	33	L5: 58	117	Teaching Handbook 2 p171	✓

## Progression and resources

sound	grapheme	key picture	key word	Sounds Book	Flashcard	Activity Sheet	Cumulative Text	Phonics Screening Check
/igh/ <sup>R</sup>	<b>-ie</b>		pie	33	L5: 59	118	Teaching Handbook 2 p172	✓
/eel/ <sup>R</sup>			shield	33	L5: 59	118	Teaching Handbook 2 p172	✓
/ou/ <sup>R</sup>	<b>ow</b>		owl	33	L5: 60	119	Teaching Handbook 2 p172	✓
/oa/ <sup>R</sup>			bow	33	L5: 60	119	Teaching Handbook 2 p172	✓
/a/ <sup>R</sup>	<b>a</b>		apple		L5: 61	120	Teaching Handbook 2 p172	✓
/o/	<b>wa</b>		watch	33	L5: 61	120	Teaching Handbook 2 p172	
/o/	<b>alt</b>		salt	33	L5: 61		Teaching Handbook 2 p172	
/ai/	<b>a</b>		table	33	L5: 62	120	Teaching Handbook 2 p172	
/or/			water	33	L5: 62			
/ch/	<b>ch</b> <sup>R</sup>		chick	34	L2: 9	121	Teaching Handbook 2 p173	✓
	<b>-tch</b> <sup>R</sup>		hatch	34	L2: 17	121	Teaching Handbook 2 p173	
/chu/	<b>-ture</b> <sup>R</sup>		picture	34	L3: 15	121	Teaching Handbook 2 p173	

## Progression and resources

sound	grapheme	key picture	key word	Sounds Book	Flashcard	Activity Sheet	Cumulative Text	Phonics Screening Check
<b>/sh/</b>	<b>sh</b> <sup>R</sup>		ship	34	L2: 10	122	Teaching Handbook 2 p173	✓
	<b>ch</b>		chef	34	L5: 63	122	Teaching Handbook 2 p173	✓
	<b>-ti</b>		potion	34	L5: 64	123	Teaching Handbook 2 p173	
	<b>-ci</b>		musician	34	L5: 65	123	Teaching Handbook 2 p173	
	<b>-ssi</b>		expression	34	L5: 66	123	Teaching Handbook 2 p173	
	<b>-sci</b>		unconscious	34	L5: 67	123	Teaching Handbook 2 p173	
<b>/g/</b>	<b>g</b> <sup>R</sup>		gate	34	L1+: 9	124	Teaching Handbook 2 p174	✓
	<b>gu</b>		guitar	34	L5: 68	124	Teaching Handbook 2 p174	
	<b>-gue</b>		catalogue	34	L5: 69	124	Teaching Handbook 2 p174	
	<b>gh</b>		gherkin	34	L5: 70	124	Teaching Handbook 2 p174	
<b>/eer/</b>	<b>ear</b> <sup>R</sup>		ear	35	L3: 11	125	Teaching Handbook 2 p174	
	<b>eer</b> <sup>R</sup>		deer	35	L4: 10	125	Teaching Handbook 2 p174	











## Progression and resources

sound	grapheme	key picture	key word	Sounds Book	Flashcard	Activity Sheet	Cumulative Text	Phonics Screening Check
	-ere		sphere	35	L5: 71	125	Teaching Handbook 2 p174	
	-ier		skier	35	L5: 72	125	Teaching Handbook 2 p174	
/air/	air <sup>R</sup>		hair	35	L3: 12	126	Teaching Handbook 2 p174	✓
	are <sup>R</sup>		scarecrow	35	L4: 11	126	Teaching Handbook 2 p174	
	-ear		bear	35	L5: 73	126	Teaching Handbook 2 p174	
	-ere		there	35	L5: 74	126	Teaching Handbook 2 p174	
/n/	n <sup>R</sup>		net	35	L1+: 6	127	Teaching Handbook 2 p175	✓
	kn		knee	35	L5: 75	127	Teaching Handbook 2 p175	
	-nn		funny	35		127	Teaching Handbook 2 p175	
	gn		gnaw	35	L5: 76	127	Teaching Handbook 2 p175	
/r/	r <sup>R</sup>		rabbit	35	L1+: 16	128	Teaching Handbook 2 p175	✓

## Progression and resources

sound	grapheme	key picture	key word	Sounds Book	Flashcard	Activity Sheet	Cumulative Text	Phonics Screening Check
	<b>wr</b>		wrist	35	L5: 77	128	Teaching Handbook 2 p175	
	<b>-rr</b>		arrow	35		128	Teaching Handbook 2 p175	
	<b>rh</b>		rhinoceros	35	L5: 78	128	Teaching Handbook 2 p175	
<b>/m/</b>	<b>m</b> <sup>R</sup>		man	36	L1+: 7	129	Teaching Handbook 2 p175	✓
	<b>-mb</b>		lamb	36	L5: 79	129	Teaching Handbook 2 p175	
	<b>-mn</b>		autumn	36	L5: 80	129	Teaching Handbook 2 p175	
	<b>-mm</b>		hammer	36		129	Teaching Handbook 2 p175	
<b>/k/</b>	<b>k</b> <sup>R</sup>		key	36	L1+: 12	130	Teaching Handbook 2 p176	✓
	<b>-ck</b> <sup>R</sup>		duck	36	L1+: 13	130	Teaching Handbook 2 p176	✓
	<b>c</b> <sup>R</sup>		cat	36	L1+: 11	130	Teaching Handbook 2 p176	✓
	<b>ch</b> <sup>R</sup>		school	36	L5: 81	131	Teaching Handbook 2 p176	✓
	<b>qu</b>		mosquito	36	L5: 82	131	Teaching Handbook 2 p176	

## Progression and resources

sound	grapheme	key picture	key word	Sounds Book	Flashcard	Activity Sheet	Cumulative Text	Phonics Screening Check
	<b>-que</b>		antique		L5: 83	131	Teaching Handbook 2 p176	
<b>/or/</b>	<b>or</b> <sup>R</sup>		fork	36	L3: 7	132	Teaching Handbook 2 p176	✓
	<b>ore</b>		sore	36	L5: 84	132	Teaching Handbook 2 p176	
	<b>our</b> <sup>R</sup>		four	36	L5: 40	132	Teaching Handbook 2 p176	
	<b>-oor</b>		door	36	L5: 85	132	Teaching Handbook 2 p176	
	<b>oar</b>		oars	36	L5: 86	132	Teaching Handbook 2 p176	
	<b>aw</b> <sup>R</sup>		yawn	36	L4: 9	133	Teaching Handbook 2 p176	✓
	<b>au</b> <sup>R</sup>		laundry		L5: 41	133	Teaching Handbook 2 p176	✓
	<b>-al</b> <sup>R</sup>		walk	36	L5: 42	133	Teaching Handbook 2 p176	
	<b>-augh</b>		caught	36	L5: 87	134	Teaching Handbook 2 p176	
	<b>-ough</b>		bought	36	L5: 88	134	Teaching Handbook 2 p176	